




CLASSIFIERS IN ASL

WHAT ARE CLASSIFIERS?

- **Classifiers** are designated handshapes and/or rule- grounded body pantomime used to nouns and verbs.
- The purpose of **Classifiers** is to provide additional information about nouns and verbs such as:
 - Location
 - Kind of action
 - Size
 - Shape
 - Manner

CLASSIFIER 1 (CL:1)

- ❑ The **1 handshape** classifier can be used for various things.
- ❑ **Example:** It could be used to show a person walking or, it could be used to describe a an object: knife, pencil, stick.
- ❑ This classifier can also be to explain the width/how skinny an object is



CLASSIFIER 3 (CL:3)

- The **3 handshape** classifier is extremely common. This is typically used for vehicles.
- **Example**, if signing CAR one could also add the CL:3 to explain the movement of the vehicle
- CL:3 can be used for cars, trucks, and motorcycles



CLASSIFIER 4 (CL:4)

- The **4 handshape** expands on the amount of something in formation or the description of a characteristic/object.
 - **Example:** Many people standing in a line may be used by two CL:4 handshapes. Your dominant hand moving in a forward direction in front of the passive hand. The passive hand continues but in the opposite direction.
- The CL:4 can also describe the shape/pattern of objects.
 - For example, the CL:4 can be used to:
 - Curtains - starting front of body, a downward motion with both hands



CLASSIFIER 5 (CL:5)

- The **5 handshape** classifier represents the large amount of people/things.
- **Example:** both hands making CL:5 can be used to show a crowd of many people.
- Depending on the directional movement you could be describing traffic or an audience at a theater




CLASSIFIER 8 (CL:8)

This **8 handshape** classifier typically is used for showing the action of kicking.

This could be kicking of a soccer ball.

The 8 handshape can also expand on the concept of showing explosions!



CLASSIFIER A (CL:A)

- The **A handshape** represents object placements. It could represent a building, or a house.
- **Example:** Signing HOUSE, then use the CL:A to setup visually where the house was located



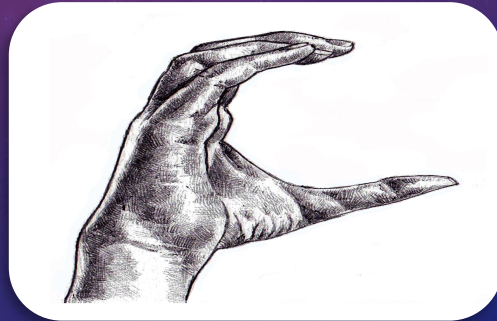
CLASSIFIER B (CL:B)

- The **B handshape** can be used in a “flat” way. This means that CL:B focuses on describing things that typically are flat.
- **Example:** tables, shelves, and paper.
- CL:B can also explain something flat moving forward
- The CL:B also can be used to expand on the dimensions of a wall.



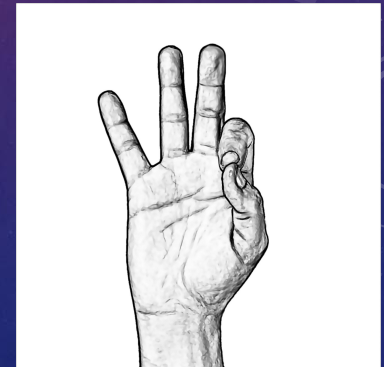
CLASSIFIER C (CL:C)/ CLASSIFIER C MODIFIED

- The **C handshape** helps describe the round shape of an object, or the thickness of an object
- **Example:** a thick stack of paper
- Classifier C modified is a similar shape to CL:C. It is used to indicate how round, flat, or thick something can be.




CLASSIFIER F (CL:F)

- The **F handshape** shows objects that are small and round in size. It also shows specific eye movements.
- **Example:** coins, buttons, and, eye rolling



CLASSIFIER G (CL:G)

- The **G handshape** can be used to show how thin something is or to describe small objects.
- **Example:** how a book is thin, or a picture frame design that is thin



CLASSIFIER I (CL:I)

- The **I handshape** helps describe objects that are thin and long
- The CL:I can describe outlines, borders, even the use of small intricate paint brushes




CLASSIFIER L (CL:L)

- The **L handshape** describes flat objects or can be used to show square shaped objects
- **Example:** an envelope or letter could use the L handshape



CLASSIFIER V (CL:V)

- The **V handshape** typically is used to represent legs.
- The CL:V can show movement as in walking, or being in a standing position.



CLASSIFIER R (CL:R)

- The **R handshape** represents things that are twisted or rope like.
- **Example:** hair braids, and ropes would be described with an R handshape.




CLASSIFIER S (CL:S)

- The **S handshape** can represent round objects, or the act of pulling something.
- **Example:** a person's head can be used with CL:S
- **Example:** an individual pulling on a rope, or opening drawers



CLASSIFIER X (CL:X)

- The **X handshape** shows objects that are curved/bent.
- **Example:** showing the biopsy process
- The modified version of CL:X is a closed x handshape. This is typically used to show an individual holding onto small objects.
- **Example:** writing with a pencil, and flossing



CLASSIFIER Y (CL:Y)

- The **Y handshape** represents things that are commonly wide, as well as things/objects that can be poured
- **Example:** a fat person walking or syrup being poured uses the CL:Y

